

# *Visualization of System of National Account*



**By: Arezoo Jahani**

**July 2016**



# History of SNA

1947

The origins of the SNA trace back to the **1947 Report** of the Sub-Committee on National Income Statistics of the League of Nations Committee of Statistical Experts under the leadership of Richard Stone.

*At its first session in 1947, the United Nations Statistical Commission (UNSC) emphasized the need for international statistical standards for the compilation and updating of comparable statistics in support of a large array of policy needs.*

*In view of the emphasis on international statistical standards throughout the history of the Commission, the following national accounts standards were produced:*

1953

The **1953 SNA** was published under the auspices of the UNSC. It consisted of a set of six standard accounts and a set of 12 standard tables presenting detail and alternative classifications of the flows in the economy. The concepts and definitions of the accounts were widely applicable for most countries, including developing countries. Two slightly modified editions of the 1953 SNA were published.

1960

The **first revision in 1960** reflected comments on country experience in the implementation of the 1953 SNA.

1964

The **second revision in 1964** improved consistency with the International Monetary Fund's Balance of Payments Manual.

1968

The **1968 SNA** extended the scope of the national accounts substantially by; adding input-output accounts and balance sheets; giving more attention to estimates at constant prices; and making a comprehensive effort to bring the SNA and the Material Product System (MPS) closer together.

1993

The **1993 SNA** represents a major advance in national accounting and embodies the result of harmonizing the SNA and other international statistical standards more completely than in previous versions.

2008

The **2008 SNA**, which is an update of the 1993 SNA, addresses issues brought about by changes in the economic environment, advances in methodological research and the needs of users.


# Data set (SNA-1993)




بانک مرکزی جمهوری اسلامی ایران

<http://www.cbi.ir/default.aspx>

Economic Statistics from 1367



System of National Account



Production (Inputs & Outputs)

Income

Cost

Importation

Export

Expense

Government

Nation (Family)



Mysql &  
php



# Data set

## System of National Account

Current price	1000	→	1100	→	1250
Constant price	1000	→	1070	→	1140

### مراحل اجرای SNA93

اجرای کامل SNA93 به شش مرحله تقسیم شده است که بر اساس آن می توان کشورهای مختلف را

از این نظر رده بندی کرد. مراحل شش گانه مذکور به شرح ذیل است:

۱. محاسبه تولید ناخالص داخلی بر اساس دو روش تولید و هزینه به قیمتهای جاری و ثابت به

تفکیک اجزاء

۲. مرحله ۱ بعلاوه اقلام لازم برای محاسبه درآمد ناخالص ملی و نیز سایر مبادلات با دنیای خارج

۳. مرحله ۲ بعلاوه تهیه حساب تولید برای بخشهای نهادی و نیز تهیه حساب تولید تا حساب

مالی برای بخش نهادی دولت عمومی

۴. مرحله ۳ بعلاوه تهیه حسابهای توزیع اولیه و ثانویه درآمد و نیز تهیه حساب مصرف درآمد

برای اقتصاد ملی و بخشهای نهادی

۵. مرحله ۴ بعلاوه تهیه حساب سرمایه و حساب مالی برای اقتصاد ملی و بخشهای نهادی

۶. مرحله ۵ بعلاوه تهیه سایر حسابها و حساب ترازنامه برای اقتصاد ملی و بخشهای نهادی.

# Visualization (What Data)

## System of National Account

### Inputs & Outputs

Output value

Intermediate Consumption

Value Added

All

Current price  
Constant price

### Imports & Exports

Imports (year-country-dollar)

Exports (year-country-dollar)

Electronic  
Smithereens  
Food

### Costs & Expenses

Government Expenses

Individual Expenses

Government serve nation (families)

Rank

# Visualization (Why)

## System of National Account

### Inputs & Outputs

- Increasing price
- Increasing production

### Imports & Exports

- Economic power
- Production capacity

### Costs & Expenses

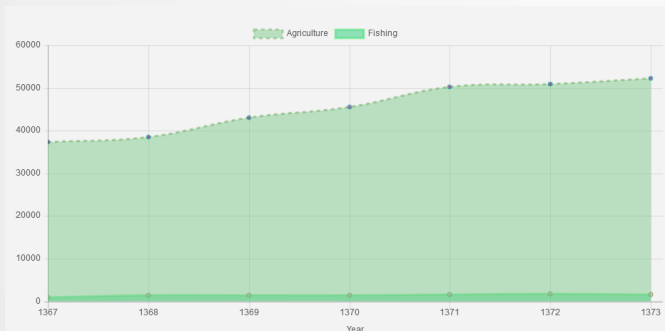
- Priority
- Opinion
- Reconstruction ability

# Visualization (How)

## System of National Account

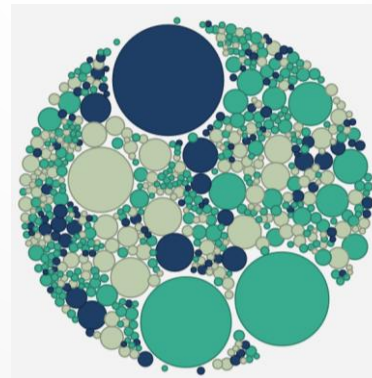
### Inputs & Outputs

Line chart



### Imports & Exports

Bubble chart



### Costs & Expenses

Rank chart



- Interactive
- Control by button & radio box & check box